

# BLSD Parent Portal Frequently Asked Questions



## Contents

How do I add another student in my Parent Portal account?.....	2
How do I change my Parent Portal password?.....	3
How do I change my Parent Portal registered email address?.....	4
How do I change my Parent Portal username?.....	5
How do I reset my Parent Portal password? .....	6

# BLSD Parent Portal Frequently Asked Questions



## How do I add another student in my Parent Portal account?

1. Open a browser and go to <https://powerschool.blsd.ca/public>

Copyright © 2005-2020 PowerSchool Group, LLC and/or its affiliates. All rights reserved.  
All trademarks are either owned or licensed by PowerSchool Group, LLC and/or its affiliates.

2. Login with your BLSD Parent Portal account credentials
3. Once logged-in, on the Navigation Pane click “Account Preferences.”

4. Once in the Profile Page, click on the “Students Tab”.

5. In the Students’ page, click on the Add button

6. Please supply the following details:

**Student Name:** - Student’s First Name

**Access ID & Password:** - (Please call the school to get the student’s access ID and Password)

**Relationship:** - Select the student’s relationship with you

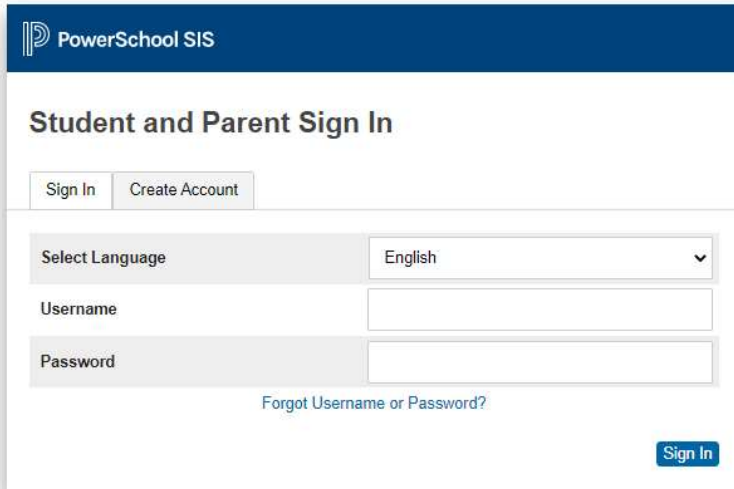
7. Click OK and check the Student’s Tab to see the newly added student

# BLSD Parent Portal Frequently Asked Questions



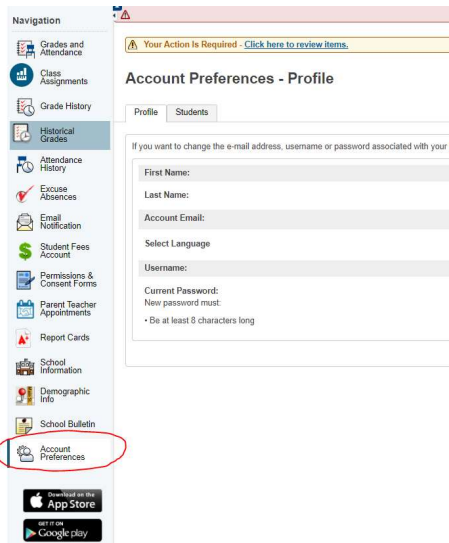
## How do I change my Parent Portal password?

1. Open a browser and go to <https://powerschool.blsd.ca/public>



Copyright © 2005-2020 PowerSchool Group LLC and/or its affiliate(s). All rights reserved.  
All trademarks are either owned or licensed by PowerSchool Group LLC and/or its affiliates.

2. Login with your BLSD Parent Portal account credentials
3. Once logged-in, on the Navigation Pane click “Account Preferences.”



4. Under the Profile tab>Password, click the edit icon

Current Password:  
New password must:



5. Supply the following:

Current Password: this is the same password you used to login

New Password: for security reason's please ensure that the below criteria is met

8 characters

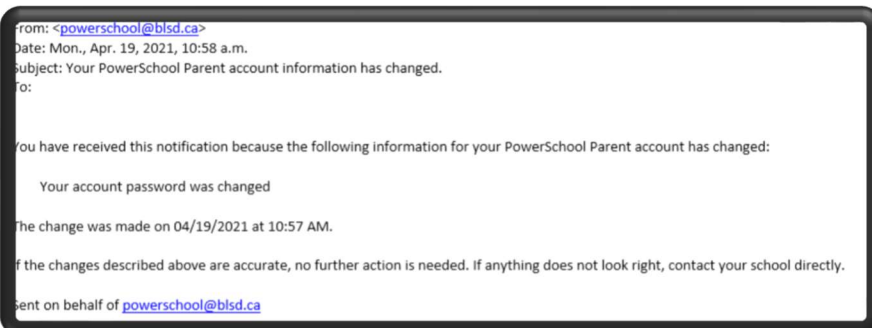
1 Capital letter

1 Lower case letter

1 Number

1 Symbol

6. Once the password qualifies, it will then give you a message that the reset was successful.
7. An email confirmation and receipt will also be sent to your registered mail.



# BLSD Parent Portal Frequently Asked Questions

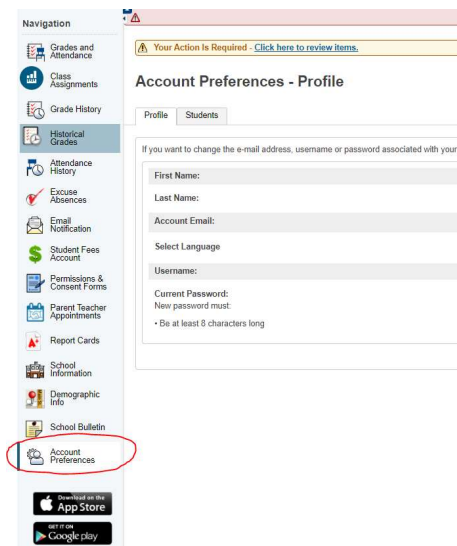


## How do I change my Parent Portal registered email address?

1. Open a browser and go to <https://powerschool.blsd.ca/public>

Copyright © 2005-2020 PowerSchool Group LLC and/or its affiliate(s). All rights reserved.  
All trademarks are either owned or licensed by PowerSchool Group LLC and/or its affiliates.

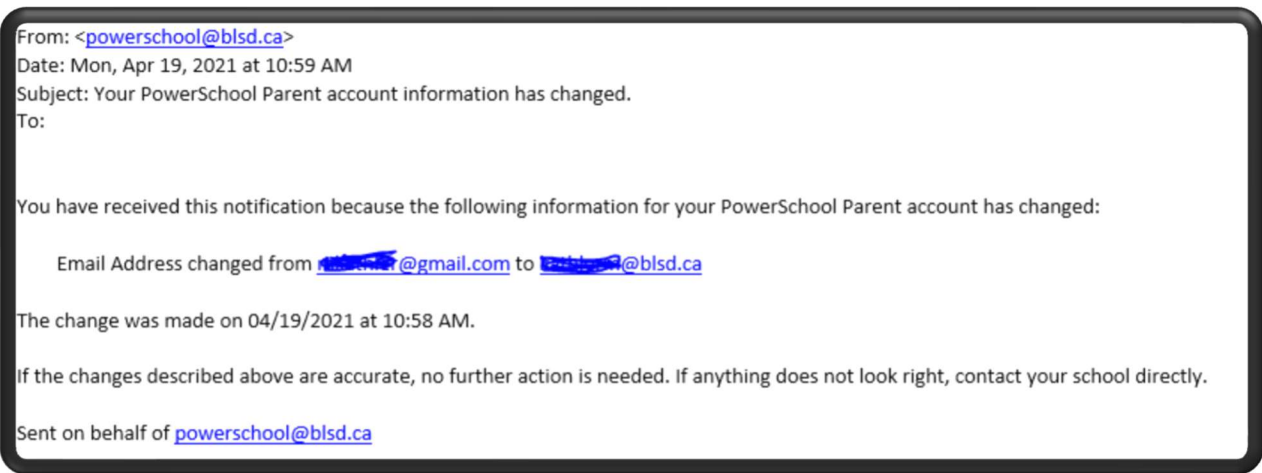
2. Login with your BLSD Parent Portal account credentials
3. Once logged-in, on the Navigation Pane click “Account Preferences.”



4. Under Account Email section, change the address to reflect your new email address

Account Email:

5. Click Save
6. A confirmation email will be sent to your NEW email address



# BLSD Parent Portal Frequently Asked Questions

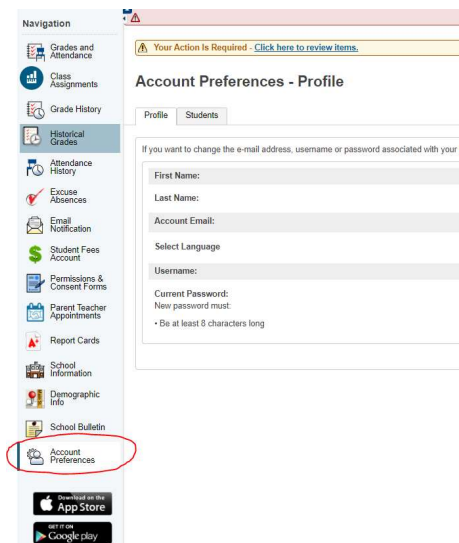


## How do I change my Parent Portal username?

1. Open a browser and go to <https://powerschool.blsd.ca/public>

Copyright © 2005-2020 PowerSchool Group LLC and/or its affiliate(s). All rights reserved.  
All trademarks are either owned or licensed by PowerSchool Group LLC and/or its affiliates.

2. Login with your BLSD Parent Portal account credentials
3. Once logged-in, on the Navigation Pane click “Account Preferences.”



4. Under the username field, click on the edit icon

5. Change to your desired username; for ease of use you can use your FULL email address as your username.

# BLSD Parent Portal Frequently Asked Questions



## How do I reset my Parent Portal password?

1. Open a browser and go to <https://powerschool.blsd.ca/public>
2. Click **Forgot Username or Password?**

PowerSchool SIS

### Student and Parent Sign In

Sign In Create Account

Select Language English

Username

Password

**Forgot Username or Password?**

Sign In

Copyright © 2005-2020 PowerSchool Group LLC and/or its affiliate(s). All rights reserved.  
All trademarks are either owned or licensed by PowerSchool Group LLC and/or its affiliates.

3. Under Account Recovery window, please select **Forgot Password?**

PowerSchool SIS

### Recover Account Sign In Information

Forgot Password? Forgot Username?

Parents, to recover your password, provide the information below. Students need to contact the school directly.

Parent Username

Parent Email Address

Enter

If you are experiencing sign in issues, please contact your school for assistance. For security reasons, PowerSchool is unable to assist with sign in, password, or other accessibility-related issues.

Copyright © 2005-2020 PowerSchool Group LLC and/or its affiliate(s). All rights reserved.  
All trademarks are either owned or licensed by PowerSchool Group LLC and/or its affiliates.

4. Provide your username and email address and click enter.
5. You will receive your new password in your email.
6. If you do not remember your username or any other detail in the portal please contact the school for assistance.